

LINKING THE WORLD TO
THE FUTURE OF SOLAR



NEW JUPITER SERIES

295 - 315W


ALL NEW & IMPROVED MONOCRYSTALLINE CELLS

With the first Monocrystalline power plant being built 30 years ago, and continuing to run to date, this is why we are an advocate of monocrystalline solar technology.

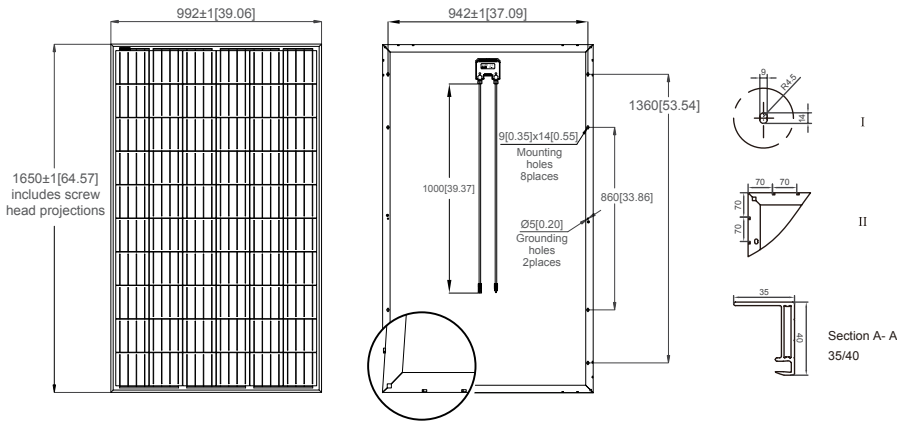
Link Energy selected Monocrystalline as its primary product due to its longevity effectiveness and better return of investment.

FEATURES

- Certified to withstand 2400pa wind load and 5400pa snow load
- Outstanding Low Light Performance with 5BB Mono PERC Cells
- 35mm Anodized Aluminum Alloy Frame
- Self-Clean Glass Surface (at min. 10-degree pitch)
- TÜV SUD Certified IP68 Junction Box

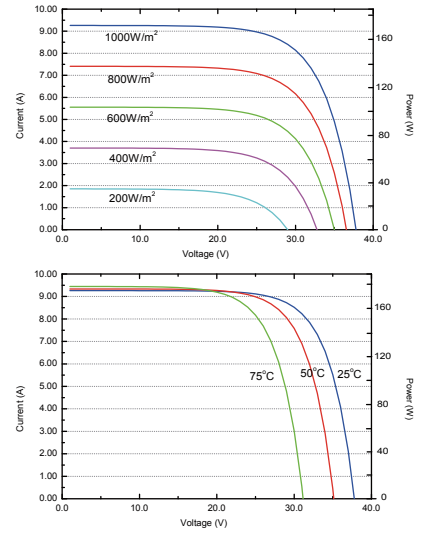


MECHANICAL DETAILS



Dimensions in brackets are in inches.
Un-bracketed dimensions are in millimeters.
Unit: mm[in.]

I-V CURVES



ELECTRICAL DATA (STC)

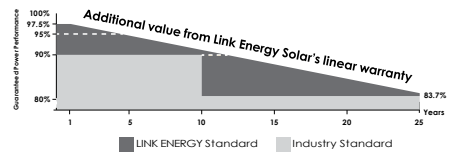
MODEL (JUPITER60-156M-XXXX)	295W	300W	305W	310W	315W
Max Power Output-P _{MAX} (Wp)	295	300	305	310	315
Power Output Tolerance-P _{MAX} (W)	±3%				
Maximum Power Voltage-V _{MPP} (V)	32.40	32.60	32.80	33.00	33.20
Maximum Power Current-I _{MPP} (A)	9.10	9.20	9.30	9.39	9.49
Open Circuit Voltage-V _{OC} (A)	39.90	40.10	40.30	40.50	40.70
Short Circuit Current-I _{SC} (A)	9.65	9.74	9.83	9.92	10.02
Short Circuit Current Tolerance	±2%				
Open Circuit Voltage Tolerance	±4%				
Module Efficiency η _m (%)	18.02%	18.33%	18.63%	18.94%	19.24%

*STC: Irradiance 1000 W/m², Cell Temperature 25°C, Air Mass AM1.5.

MECHANICAL DATA

Solar Cells	Monocrystalline 156.75 x 156.75 mm (+/- 2mm)
Cell Orientation	60 cells (6 x 10)
Module Dimensions	1650 x 992 x 35mm
Weight	17.5kg
Glass	Tempered Glass, Thickness: 3.2(mm)
Designed Mechanical Load & Safety Factor	Positive: 3600Pa, 1.5 (Snow) Negative: 1600Pa, 1.5 (Wind)
Frame	Silver
Backsheet	White
J-Box	IP68
Cables	Product Brand: Ningbo Shihe New Energy Technology Co, Ltd / Wuxi Vlead Photoelectric Technology Co., Ltd. Product Model: H1Z2Z2-K, 1 x 4.0mm ; 1500V DC, -40 to +90
Connector	Product Brand: Ningbo Shihe New Energy Technology Co., Ltd. Product Model: DJ2011-4 IP68 1500V DC 30A

LINEAR PERFORMANCE WARRANTY



10 years Product Warranty
25 years Linear Performance Warranty

MAXIMUM RATINGS

Operational Temperature	-40~+85°C
Maximum System Voltage	1500V DC (IEC)
Max Series Fuse Rating	15A

TEMPERATURE RATINGS

Nominal Operating Cell Temperature (N _{OC} T)	44°C(± 2°C)
Temperature Coefficient of P _{MAX}	- 0.39%/°C
Temperature Coefficient of V _{OC}	- 0.29%/°C
Temperature Coefficient of I _{SC}	0.05%/°C

Certificate Holder:



Unit C8/391 Park Road,
Regents Park NSW 2143

1300 887 557

powerarksolar.com.au

MADE IN CHINA